

drivers

LED DRIVERS in corrente continua
LED DRIVERS constant current**0125****LED driver**

IN: 100 - 240V
OUT: 350mA
1 COB LED - art. 0107



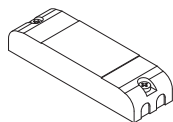
6 x 3,5 x 2,2 cm



SELV

0128**Multipower LED driver**

IN: 100 - 240V
OUT: 350mA
1-2 COB LED - art. 0107



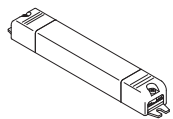
11,6 x 3,4 x 2 cm



SELV CLASS 2

0136/15**LED driver**

IN: 100 - 240V
OUT: 350mA
1-2 COB LED - art. 0107



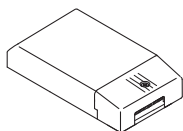
15,8 x 2,2 x 2 cm




SELV

0169/50**Multipower LED driver**

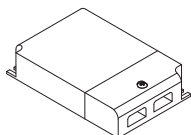
IN: 220 - 240V
OUT: 350mA
1-3 COB LED - art. 0107



13 x 7,5 x 3 cm

**DRIVERS DIMMERABILI** in corrente continua
DIMMABLE LED DRIVERS constant current**0129 Dimmer LED****Multipower dimmable driver**

IN: 110 - 240V
OUT: 350mA
1-2 COB LED - art. 0107



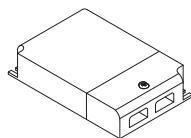
10,5 x 7 x 2,2 cm



SELV

0129/DALI Dimmer Led**Multipower dimmable driver**

IN: 110 - 240V
OUT: 350mA
1-2 COB LED - art. 0107



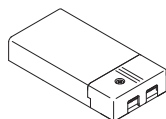
10,5 x 7 x 2,2 cm



SELV

0141/DALI**LED driver**

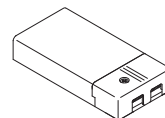
IN: 110 - 240V
OUT: 350 mA
1-2 COB LED - art. 0107



11,1 x 5,2 x 2,5 cm

 **0141/DIM****Multipower dimmable driver**

IN: 110 - 240V
OUT: 350mA
1-2 COB LED - art. 0107

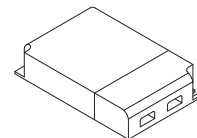


Versione PUSH non sincronizzabile - PUSH version not synchronizable

11,1 x 5,2 x 2,5 cm

 **0145 Dimmer LED Maxi****Multipower dimmable driver**

IN: 110 - 240V
OUT: 350mA
1-3 COB LED - art. 0107



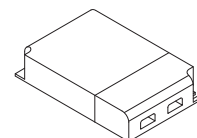
12,3 x 8 x 2,2 cm



SELV

0145/DALI Dimmer LED Maxi**Multipower dimmable driver**

IN: 110 - 240V
OUT: 350mA
1-3 COB LED - art. 0107



12,3 x 8 x 2,2 cm



SELV

0133

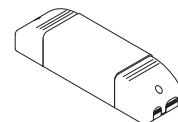
Cavo di sincronizzazione per dimmer LED
Synchronization cable for dimmer LED
(art. 0129 - art. 0145 - art. 0145/DALI)



Lunghezza 150 cm

0726/DIM**LED dimmer**

TAGLIO DI FASE (IGBT-TRIAC, TRAILING EDGE-LEADING EDGE)
PHASE CUT-OFF (IGBT-TRIAC, TRAILING EDGE-LEADING EDGE)
IN: 220 - 240V
OUT: 24V - 20W
350mA
1-2 COB LED - art. 0107



16,5 x 4,5 x 3,5 cm

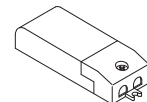


SELV

0733/DIM**LED dimmer**

Alimentatori elettronici dimmerabili (IGBT-TRIAC) in corrente continua
Direct current dimmable (TRAILING EDGE-LEADING EDGE) electronic drivers

IN: 220 - 240V
OUT: 350mA
1 COB LED - art. 0107



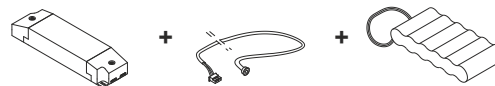
8,7 x 3,8 x 2,1 cm



IGBT-TRIAC SELV

UNITÀ DI EMERGENZA LED
LED EMERGENCY UNIT**0115/EM****LED Emergency Unit**

Kit Inverter + Battery + LED indicator



15,5 x 5,2 x 2,5 cm

80 cm

13,5 x 4,5 x 2,3 cm

