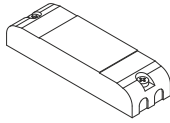


## drivers

**LED DRIVERS** in corrente continua  
**LED DRIVERS** constant current**0127**

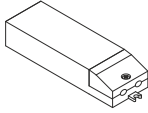
**LED driver**  
IN: 100 - 240V  
OUT: 500 mA  
1 COB LED (art. 0108)



11,6 x 3,4 x 2 cm 4 cm

**0147/COB**

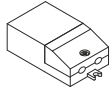
**LED driver**  
IN: 220 - 240V  
OUT: 500 mA  
1-2 COB LED (art. 0108)



12,5 x 3,8 x 2,4 cm 4,2 cm

**0149/COB**

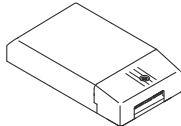
**LED driver**  
IN: 220 - 240V  
OUT: 500 mA  
1 COB LED (art. 0108)



7,6 x 3,9 x 2,2 cm 4,2 cm

**0169/50****Multipower LED driver**

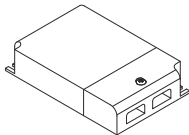
IN: 220 - 240V  
OUT: 500mA  
1-3 COB LED (art. 0108)



13 x 7,5 x 3 cm 8,5 cm

**DRIVERS DIMMERABILI** in corrente continua  
**DIMMABLE LED DRIVERS** constant current**0129 Dimmer LED****Multipower dimmable driver**

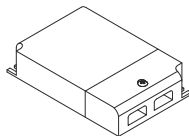
IN: 110 - 240V  
OUT: 500 mA,  
1-2 COB LED (art. 0108)



10,5 x 7 x 2,2 cm 7,2 cm SELV

**0129/DALI Dimmer LED****Multipower dimmable driver**

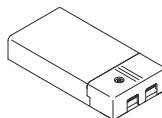
IN: 110 - 240V  
OUT: 500 mA,  
1-2 COB LED (art. 0108)



10,5 x 7 x 2,2 cm 7,2 cm SELV

**0141/DALI****Multipower dimmable driver**

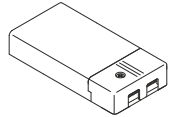
IN: 110 - 240V  
OUT: 500 mA,  
1-2 COB LED (art. 0108)



11,1 x 5,2 x 2,5 cm 5,5 cm

**0141/DIM****Multipower dimmable driver**

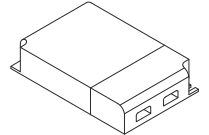
IN: 110 - 240V  
OUT: 500 mA,  
1-2 COB LED (art. 0108)

**Versione PUSH non sincronizzabile - PUSH version not synchronizable**

11,1 x 5,2 x 2,5 cm 5,5 cm

**0145 Dimmer LED Maxi****Multipower dimmable driver**

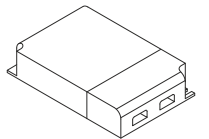
IN: 110 - 240V  
OUT: 500 mA,  
1-3 COB LED (art. 0108)



12,3 x 8 x 2,2 cm 8,4 cm SELV

**0145/DALI Dimmer LED Maxi****Multipower dimmable driver**

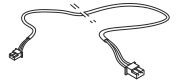
IN: 110 - 240V  
OUT: 500 mA,  
1-3 COB LED (art. 0108)



12,3 x 8 x 2,2 cm 8,4 cm SELV

**0133**

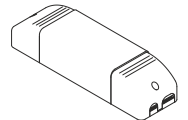
Cavo di sincronizzazione per dimmer LED  
Synchronization cable for dimmer LED  
(art. 0129 - art. 0145 - art. 0145/DALI)



L 150 cm

**0726/DIM****Multipower dimmable driver**

TAGLIO DI FASE (IGBT-TRIAC, TRAILING EDGE-LEADING EDGE)  
PHASE CUT-OFF (IGBT-TRIAC, TRAILING EDGE-LEADING EDGE)  
IN: 220 - 240V  
OUT: 24V - 20W  
500 mA,  
1-2 COB LED (art. 0108)

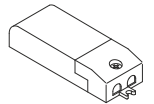


16,5 x 4,5 x 3,5 cm 5,6 cm IGBT-TRIAC SELV

**0734/DIM****Dimmable LED driver**

Alimentatori elettronici dimmerabili (IGBT-TRIAC) in corrente continua  
Direct current dimmable (TRAILING EDGE-LEADING EDGE) electronic drivers

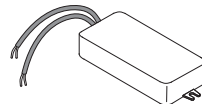
IN: 220 - 240V  
OUT: 500 mA,  
1 COB LED (art. 0108)



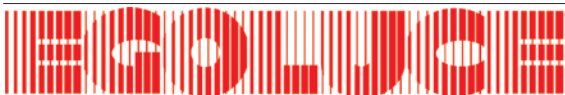
8,7 x 3,8 x 2,1 cm 4,2 cm IGBT-TRIAC SELV

**IP LED DRIVERS** in corrente continua  
**IP LED DRIVERS** constant current**0143/IP****LED driver**

IN: 220 - 240V  
OUT: 500 mA  
1 COB LED (art. 0108)



8,2 x 3,9 x 2 cm 4,5 cm SELV IP65



EGOLUCE s.r.l, via I.Newton 12 - 20016 Pero - Milano  
telefono +39 02 339586.1 - fax. +39 02 3535112  
e-mail: info@egoluce.com - http://www.egoluce.com