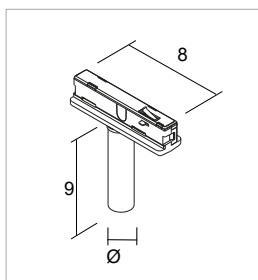
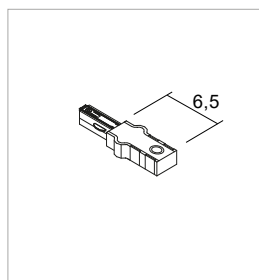


## accessori - accessories

**7386**

Adattatore meccanico/elettrico 6A  
Carico meccanico 5 Kg  
*Mechanical/electrical adapters 6A*  
*Mechanical load 5 Kg*

**.01** Bianco - White  
**.02** Nero - Black

**7384**

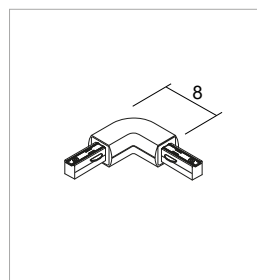
Alimentazione  
*Live-end*

**.01** Bianco - White  
**.02** Nero - Black

**7385**

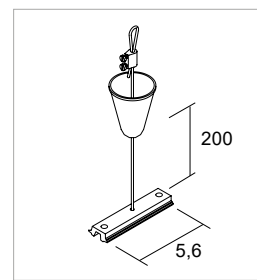
Tappo di chiusura  
*Closing head*

**.01** Bianco - White  
**.02** Nero - Black

**7387**

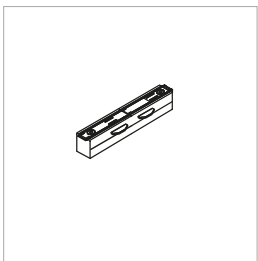
Curva 90°  
*90° curve*

**.01** Bianco - White  
**.02** Nero - Black

**7391**

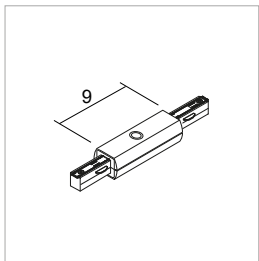
Kit per sospensione binario  
con cavo acciaio (2 mt),  
piastra 5,6 cm  
*Kit to suspend track with*  
*steel wire (2 mt), plate 5,6 cm*

**.01** Bianco - White  
**.02** Nero - Black

**7389**

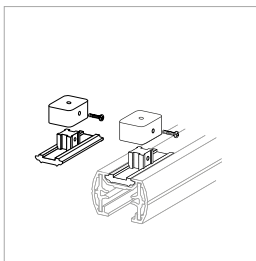
Giunto lineare con contatti  
*Linear joint with contacts*

**.01** Bianco - White  
**.02** Nero - Black

**7390**

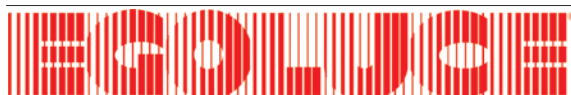
Alimentazione centrale e  
giunto lineare  
*Central connector*  
*with straight joint*

**.01** Bianco - White  
**.02** Nero - Black

**7392**

Kit soffitto-parete a coppia  
*Ceiling wall pair*

**.01** Bianco - White  
**.02** Nero - Black



EGOLUCE s.r.l., via I. Newton 12 - 20016 Pero - Milano  
telefono +39 02 339586.1 - fax: +39 02 3535112  
e-mail: [info@egoluce.com](mailto:info@egoluce.com) - <http://www.egoluce.com>