

drivers

LED DRIVERS in corrente continua
LED DRIVERS constant current**0125**

LED driver
IN: 100 - 240V
OUT: 350 mA
1 COB LED

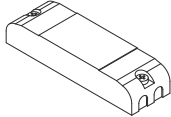


6 x 3,5 x 2 cm 4 cm

SELV

0128

LED driver
IN: 100 - 240V
OUT: 350 mA
1-2 COB LED

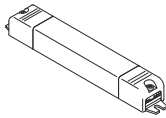


11,6 x 3,4 x 2 cm 4 cm

CLASS 2

0136/15

LED driver
IN: 100 - 240V
OUT: 350 mA
1-2 COB LED

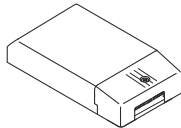


15,8 x 2,2 x 2 cm 3,2 cm

SELV

0169/50

Multipower LED driver
IN: 220 - 240V
OUT: 350mA
1-3 COB LED

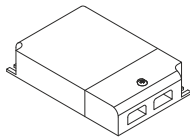


13 x 7,5 x 3 cm 8,5 cm

SELV

DRIVERS DIMMERABILI in corrente continua
DIMMABLE LED DRIVERS constant current**0129 Dimmer LED**

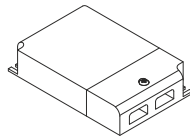
Multipower dimmable driver
IN: 110 - 240V
OUT: 350 mA, 1-2 COB LED



10,5 x 7 x 2,2 cm 7,2 cm SELV

0129/DALI Dimmer LED

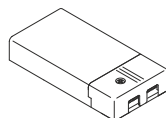
Multipower dimmable driver
IN: 110 - 240V
OUT: 350 mA 1-2 COB LED



10,5 x 7 x 2,2 cm 7,2 cm SELV

0141/DALI

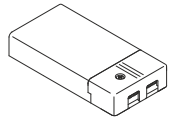
LED driver
IN: 110 - 240V
OUT: 350 mA, 1-2 COB LED



11,1 x 5,2 x 2,5 cm 5,5 cm

0141/DIM

LED driver
IN: 110 - 240V
OUT: 350 mA, 1-2 COB LED

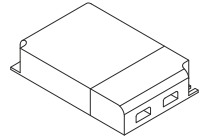


Versione PUSH non sincronizzabile - PUSH version not synchronizable

11,1 x 5,2 x 2,5 cm 5,5 cm

0145 Dimmer LED Maxi

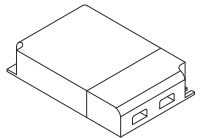
Multipower dimmable driver
IN: 110 - 240V
OUT: 350 mA, 1-3 COB LED



12,3 x 8 x 2,2 cm 8,4 cm SELV

0145/DALI Dimmer LED Maxi

Multipower dimmable driver
IN: 110 - 240V
OUT: 350 mA, 1-3 COB LED



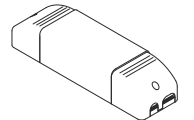
12,3 x 8 x 2,2 cm 8,4 cm SELV

0133

Cavo di sincronizzazione per dimmer LED
Sincronization cable for dimmer LED
(art. 0129 - art. 0129/DALI - art. 0145 - art. 0145/DALI)
L 150 cm

**0726/DIM**

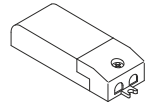
LED dimmer
TAGLIO DI FASE (IGBT-TRIAC, TRAILING EDGE-LEADING EDGE)
PHASE CUT-OFF (IGBT-TRIAC, TRAILING EDGE-LEADING EDGE)
IN: 220 - 240V
OUT: 24V - 20W
350 mA, 1-2 COB LED



16,5 x 4,5 x 3,5 cm 5,6 cm IGBT-TRIAC SELV

0733/DIM

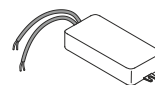
LED dimmer
Alimentatori elettronici dimmerabili (IGBT-TRIAC) in corrente continua
Direct current dimmable (TRAILING EDGE-LEADING EDGE) electronic drivers
IN: 220 - 240V
OUT: 350 mA, 1 COB LED



8,7 x 3,8 x 2,1 cm 4,2 cm IGBT-TRIAC SELV

IP LED DRIVERS in corrente continua
IP LED DRIVERS constant current**0031/IP**

LED driver
IN: 220 - 240V
OUT: 350 mA
1-2 COB LED



3,9 x 8 x 2 cm 4,2 cm

IP67 SELV

