

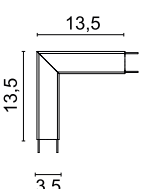
LED source 18W/mt CRI>90

Tabella lunghezze disponibili a richiesta. Table of available lengths on request.

cm.	watt	2700K (XW)	lm	3000K (WW)	lm	4000K (W)	lm
61,5	10,8W	A5542.01/60/XW	1134	A5542.01/60/WW	1212	A5542.01/60/W	1356
71,5	12,6W	A5542.01/70/XW	1323	A5542.01/70/WW	1414	A5542.01/70/W	1582
81,5	14,4W	<b>5542.01/XW</b>	<b>1512</b>	<b>5542.01/WW</b>	<b>1616</b>	<b>5542.01/W</b>	<b>1808</b>
91,5	16,2W	A5542.01/90/XW	1701	A5542.01/90/WW	1818	A5542.01/90/W	2034
101,5	18W	A5542.01/100/XW	1890	A5542.01/100/WW	2020	A5542.01/100/W	2260
111,5	19,8W	A5542.01/110/XW	2079	A5542.01/110/WW	2222	A5542.01/110/W	2486
121,5	21,6W	A5542.01/120/XW	2268	A5542.01/120/WW	2424	A5542.01/120/W	2712
131,5	23,4W	A5542.01/130/XW	2457	A5542.01/130/WW	2626	A5542.01/130/W	2938
141,5	25,2W	A5542.01/140/XW	2646	A5542.01/140/WW	2828	A5542.01/140/W	3164
151,5	27W	<b>5543.01/XW</b>	<b>2835</b>	<b>5543.01/WW</b>	<b>3030</b>	<b>5543.01/W</b>	<b>3390</b>
161,5	28,8W	A5542.01/160/XW	3024	A5542.01/160/WW	3232	A5542.01/160/W	3616
171,5	30,6W	A5542.01/170/XW	3213	A5542.01/170/WW	3434	A5542.01/170/W	3842
181,5	32,4W	A5542.01/180/XW	3402	A5542.01/180/WW	3636	A5542.01/180/W	4068
191,5	34,2W	A5542.01/190/XW	3591	A5542.01/190/WW	3838	A5542.01/190/W	4294
201,5	36W	A5542.01/200/XW	3780	A5542.01/200/WW	4040	A5542.01/200/W	4520
211,5	37,8W	A5542.01/210/XW	3969	A5542.01/210/WW	4242	A5542.01/210/W	4746
221,5	39,6W	A5542.01/220/XW	4158	A5542.01/220/WW	4444	A5542.01/220/W	4972
231,5	41,4W	A5542.01/230/XW	4347	A5542.01/230/WW	4646	A5542.01/230/W	5198
241,5	43,2W	A5542.01/240/XW	4536	A5542.01/240/WW	4848	A5542.01/240/W	5424
251,5	45W	A5542.01/250/XW	4725	A5542.01/250/WW	5050	A5542.01/250/W	5650
261,5	46,8W	A5542.01/260/XW	4914	A5542.01/260/WW	5252	A5542.01/260/W	5876
271,5	48,6W	A5542.01/270/XW	5103	A5542.01/270/WW	5454	A5542.01/270/W	6102
281,5	50,4W	A5542.01/280/XW	5292	A5542.01/280/WW	5656	A5542.01/280/W	6328
291,5	52,2W	A5542.01/290/XW	5481	A5542.01/290/WW	5858	A5542.01/290/W	6554
301,5	54W	A5542.01/300/XW	5670	A5542.01/300/WW	6060	A5542.01/300/W	6780

Elementi di giunzione inclusi. Junction elements included.


## Accessories



Angolo 90° - 90° Corner

**0941.01**


/xw	LED 3,6W 378lm 2700K
/ww	LED 3,6W 404lm 3000K
/w	LED 3,6W 452lm 4000K



Giunzione a T - T joint

**0942.01**

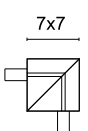
/xw	LED 5,4W 567lm 2700K
/ww	LED 5,4W 606lm 3000K
/w	LED 5,4W 678lm 4000K



Giunzione a croce - Cross joint

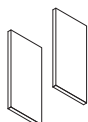
**0943.01**

/xw	LED 5,4W 567lm 2700K
/ww	LED 5,4W 606lm 3000K
/w	LED 5,4W 678lm 4000K



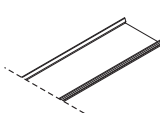
Raccordo parete - plafone Wall - ceiling joint

**0944.01**



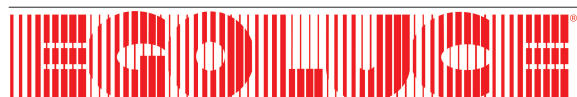
2 testate di chiusura. 2 closing heads.

**0945.01**



Diffusore in policarbonato satinato.  
Polycarbonate satin diffuser.

<b>0948/100</b>	L. 105cm
<b>0948/200</b>	L. 205cm
<b>0948/300</b>	L. 305cm



EGOLUCE s.r.l., via I.Newton 12 - 20016 Pero - Milano  
 telefono +39 02 339586.1 - fax. +39 02 3535112  
 e-mail: info@egoluce.com - http://www.egoluce.com

La presente scheda tecnica è di proprietà di EGOLUCE srl. Tutti i diritti sono riservati. Le fotografie, le descrizioni degli apparecchi, i disegni quotati ed i valori fotometrici menzionati sono a titolo indicativo e non costituiscono alcun impegno per la nostra società che si riserva di apportare, in qualsiasi momento e senza preavviso, tutte le modifiche che riterrà opportune.