



modello:
model:

**ZEPPELIN
ADJUSTABLE**

codice:
code:

6411

design:

UT Egoluce

anno - year:

2013

tipologia:

**faretto da incasso orientabile e
calpestabile**

typology:

**adjustable and trampleable
recessed spotlight**

materiali:

acciaio inox AISI 316L

materials:

stainless steel AISI 316L

luce:

diretta

light:

direct

sorgente luminosa:

light source:

LED code optic beams

/W /11 /25 /45 LED 1,5W 500mA 221lm 4000K

/WW /11 /25 /45 LED 1,5W 500mA 210lm 3000K

/XW /11 /25 /45 LED 1,5W 500mA 199lm 2700K

life:

> 50.000 h

step MacAdam:

3

Indice di Resa Cromatica:

>80

Color Rendering Index:

grado IP - IP grade:

67

peso netto - net weight:

0,22 Kg

finiture:

.33 acciaio satinato

finishes:

.33 matt steel

optional:

0230 cassaforma drenante + connettore IP
draining junction + IP connector

0232 cassaforma da parete
wall plastic box

0238 molla per cartongesso
spring for plasterboard

marcaturo:

marking:



simboli costruttivi:


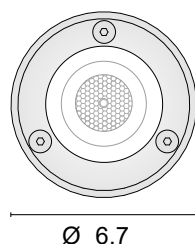
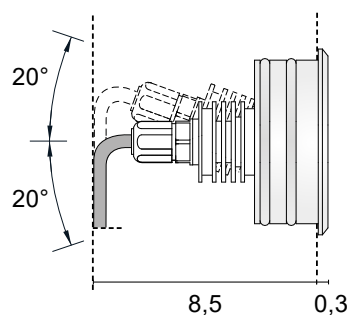
symbols:



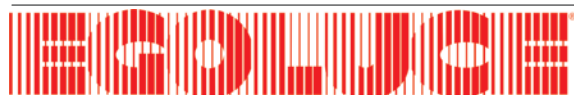
IP67



Dimensioni - Dimensions



SOLO COLLEGAMENTO IN SERIE - ONLY SERIAL CONNECTION



EGOLUCE s.r.l., via I. Newton 12 - 20016 Pero - Milano
telefono +39 02 339586.1 - fax. +39 02 3535112
e-mail: info@egoluce.com - http://www.egoluce.com

**0230**

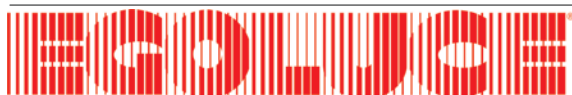
KIT: cassaforma drenante + Conettore IP
KIT: draining junction + IP connector

**0232**

Cassaforma da parete
Wall plastic box

**0238**

Molla per installazione in cartongesso
Spring for plasterboard

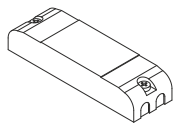


EGOLUCE s.r.l., via I. Newton 12 - 20016 Pero - Milano
telefono +39 02 339586.1 - fax. +39 02 3535112
e-mail: info@egoluce.com - <http://www.egoluce.com>

LED DRIVERS in corrente continua LED DRIVERS constant current

0127

LED driver
IN: 100 - 240V
OUT: 500mA
1-6 Power LED

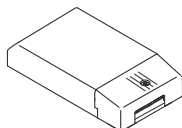


11,6 x 3,4 x 2 cm  4 cm   SELV CLASS 2

0169/50

Multipower LED driver

IN: 220 - 240V
OUT: 500mA
4-15 Power LED



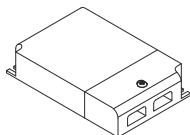
13 x 7,5 x 3 cm  8,5 cm SELV 

DRIVERS DIMMERABILI in corrente continua DIMMABLE LED DRIVERS constant current

0129 Dimmer LED

Multipower dimmable driver

IN: 110 - 240V
OUT: 500mA,
1-14 Power LED

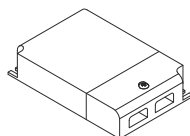






10,5 x 7 x 2,2 cm  7,2 cm SELV    

0129/DALI Dimmer LED

Multipower dimmable driver

IN: 110 - 240V
OUT: 500mA
2-12 Power LED

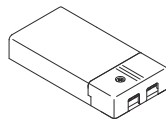


10,5 x 7 x 2,2 cm  7,2 cm SELV   

0141/DALI

LED driver

IN: 110 - 240V
OUT: 500mA,
1-11 Power LED

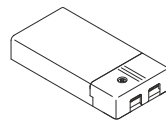


11,1 x 5,2 x 2,5 cm  5,5 cm   

0141/DIM

LED driver

IN: 110 - 240V
OUT: 500mA,
1-11 Power LED



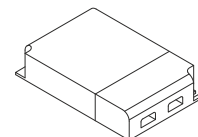
Versione PUSH non sincronizzabile - PUSH version not synchronizable

11,1 x 5,2 x 2,5 cm  5,5 cm    

0145 Dimmer LED Maxi

Multipower dimmable driver

IN: 110 - 240V
OUT: 500mA,
1- 21 Power LED

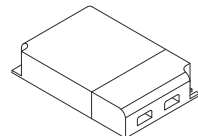


12,3 x 8 x 2,2 cm  8,4 cm SELV    

0145/DALI Dimmer LED Maxi

Multipower dimmable driver

IN: 110 - 240V
OUT: 500mA,
1- 21 Power LED



12,3 x 8 x 2,2 cm  8,4 cm SELV     

0133

Cavo di sincronizzazione per dimmer LED
Synchronization cable for LED dimmers
(art. 0129 - art. 0129/DALI - art. 0145 - art. 0145/DALI)

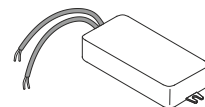


L 150 cm

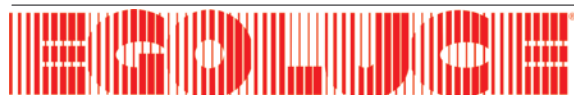
IP LED DRIVERS in corrente continua IP LED DRIVERS constant current

0143/IP

LED driver
IN: 220 - 240V
OUT: 500mA
1-7 Power LED



8,2 x 3,9 x 2 cm  4,5 cm SELV IP67



EGOLUCE s.r.l., via I. Newton 12 - 20016 Pero - Milano
telefono +39 02 339586.1 - fax. +39 02 3535112
e-mail: info@egoluce.com - http://www.egoluce.com